



# 2010 October Conference for Teachers

NEW YORK STATE HISTORICAL ASSOCIATION  
OCTOBER 21—22, 2010

*This professional development opportunity focuses on current issues, topics, and practices in social studies education. Take part in our tradition of offering quality programming and education to New York's teachers and students. The conference is held on the campus of the New York State Historical Association and The Farmers' Museum.*

## Conference Schedule ♦ Thursday, October 21






5:00—9:00	<b>Conference Registration</b>	<b>The Farmers' Museum</b>
5:00—7:00	<b>Welcome Reception and Program Preview</b> (snacks and cash bar)	<b>The Farmers' Museum, Bump Tavern</b>
7:30—9:00	<i>From Parlor and Porch: Music of 19th century New York</i> by Linda Russell, Historian and Musician	<b>The Farmers' Museum, Louis C. Jones Center</b>

## Conference Schedule ♦ Friday, October 22

8:00—3:00	<b>Conference Registration</b>	<b>The Farmers' Museum</b>
8:00—9:30	<b>Continental Breakfast</b>	<b>The Farmers' Museum</b>
9:00—10:15	<b>Presentation Sessions:</b> <i>New York and the Erie Canal</i> by Linda Russell; <i>Using Digital Resources to Enhance Civics Education: Representative Democracy in America</i> by Mary Miller; <i>The Underground Railroad in New York State: Fact and Fiction</i> by Mary Liz Stewart; <i>Open Hearth Cooking</i> (3 hour session) by Gwen Miner; <i>Blacksmithing for Educators</i> by Steve Kellogg	<b>Various Locations</b>
10:30—11:45	<b>Presentation Sessions:</b> <i>Native American Scroll Books</i> by Laura Nicholls; <i>Oral History: Getting Started in Your Classroom</i> by Lonna Pierce; <i>Object Connections: Hudson River Panorama</i> by Josie Madison; <i>Piecing Together Local History: Quilting the Past</i> by Beck LaRose and Meghan Scott; <i>History of Medicine Workshop at Thrall's Pharmacy</i> by Patrick MacGregor	<b>Various Locations</b>
12:00—1:00	<b>Lunch</b> (optional)	<b>The Farmers' Museum</b>
1:15—2:30	<b>Presentation Sessions:</b> <i>Museum/Teacher Primary Source Case Studies</i> by Tim Potts; <i>Wind Energy Intro</i> (3 hour session) by Linda Kelly Armour; <i>World History Seminar</i> (3 hour session) by Donna Otello; <i>Empowering Underachieving Students through National History Day and Project Based Learning</i> by Jerald Hensler; <i>Document-Based Case Studies for the Classroom</i> by the New York State Archives; <i>New York State Militia in the 1840s</i> by Ted Shuart	<b>Various Locations</b>
2:45—4:00	<b>Presentation Sessions:</b> <i>Civil War Reenactors Bring History to Life</i> by Alex Johnson; <i>Techniques, Tips and Types of Local History Resources on the Internet for Your Classroom</i> by Heidi Bamford; <i>Thinking Both Creatively and Critically about History</i> by Mary Birchenough; <i>Walking Tour: Native American Interpretive Area</i> by Deborah Brundage	<b>Various Locations</b>

## Conference Workshop and Presentation Descriptions

### Symbol Key:

 = Hands-on activity / seminar	 = Lecture
 = Program preview	 = Tour
 = Lesson plan, curriculum, and/or classroom activity	<b>LEVEL</b> = Grade level. E = Elementary; M = Middle; H = High

## Friday Presentations: 9:00 am—10:15 am

### **New York and the Erie Canal**

The Erie Canal represented the opening of the West. With the digging of Clinton's Ditch, New York became a thoroughfare for emigrants, farmers' produce and manufactured good. This burgeoning growth and the wealth it brought to its inhabitants, made New York "the Empire State". Join historian and musician Linda Russell as she leads a workshop that examines the songs that built the canal and the tunes of the folks that made this expanding state their home.

~ Linda Russell, *Historian and Musician*



**Level:** All

**Location:** The Farmers' Museum—Louis C. Jones Center

### **Using Digital Resources to Enhance Civics Education: Representative Democracy in America**

Join Mary Miller as she reviews free educational materials collectively known as "Representative Democracy in America" and additional content available from the New York News Publishers Association's Newspapers in Education program. Participants will receive a tote bag which contains a vast array of resources, from texts and lesson plans to DVDs. Student resources include traditional worksheets, video and audio clips, and educational interactive online gaming.

~ Mary Miller, *Education Services Director, New York News Publishers Association*



**Level:** All

**Location:** Fenimore Art Museum—Auditorium

### **The Underground Railroad in New York State: Fact and Fiction**

Dark of night, tunnels, secret hidey-holes and daring escapes populate our images of Underground Railroad history. The notion of philanthropic whites helping oppressed Black slaves inform how Underground Railroad history is portrayed in our textbooks, movies, and picture and chapter books. How we teach what we teach, the language we use and the images we select, contribute to the fact and fiction that is entwined with this rich history that has had tremendous impact on our state and in our nation. Fact and fiction – what do you teach?

~ Mary Liz Stewart, *Teacher and Co-founder, Underground Railroad History Project of the Capital Region, Inc.*



**Level:** E,M

**Location:** Fenimore Art Museum—Study Center

### **Open Hearth Cooking**

Step back into 19th century farm life by learning how to cook over an open fire. Participants will use period recipes, techniques, and cooking utensils typical of an early 19th century meal. **Double-session. Addition \$5 fee for materials; Limited to 8 participants and pre-registration required.**

~ Gwen Miner, *Supervisor of Domestic Arts, The Farmers' Museum*



**Level:** All

**Location:** The Farmers' Museum—Lippitt Farmhouse

### **Blacksmithing for Educators**

Visit the Field Blacksmith shop for an engaging discussion on the role of Blacksmithing and its social, economic, and cultural role as part of 19th century life. We will examine the economic role of the Blacksmith in small town life, how iron tools and goods were made in 1845, and the role of blacksmithing in transportation. Participants are offered a chance to see examples of tools and raw materials, watch ironware being forged, and participate at the forge. All participants need not work at the anvil, but may if they wish! **Limited to 8 participants and pre-registration required.**

~ Steve Kellogg, *Blacksmith, The Farmers' Museum*



**Level:** All

**Location:** The Farmers' Museum—Blacksmith Shop

## Conference Workshop and Presentation Descriptions

### Friday Presentations: 10:30 am—11:45 am

#### Native American Scroll Books

Using symbolic imagery found in Native American art, participants will create an individual, soft “scroll book.” This interdisciplinary task focuses on the New York State 4th grade social studies curriculum, as well as relevant ELA and Art standards. Participants will also reference the Fenimore Art Museum’s Eugene and Clare Thaw Collection of American Indian Art found online. Scroll Book instructional handouts will be available, as will be Native American symbol reference sheets .

~ Laura Nicholls, Director of Fine and Practical Arts, Nanuet Public Schools



**Level:** E, M

**Location:** The Farmers’ Museum—Louis C. Jones Center

#### Oral History: Getting Started in Your Classroom

Want to gather oral histories to explore the past through family and community member's memories? Master storyteller and librarian Lonna Pierce will introduce objects, recipes and provocative questions as story-starters for the classroom and beyond. This presentation includes an interactive time of sharing memorable moments to connect with others and find our common traits & experiences.

~ Lonna Pierce, Master Storyteller and Librarian, MacArthur Elementary School



**Level:** All

**Location:** The Farmers’ Museum—Creamery Classroom

#### Object Connections: Hudson River Panorama

Join Josie Madison, Education Program Manager at the Albany Institute of History and Art, as she presents their new outreach lesson, *Object Connections; Hudson River Panorama*. The dynamic lesson covers 400 years of history, art and culture in the Hudson River Valley and includes digital images of gallery objects and a trunk of touchable object reproductions. The lesson is available to teachers in grades 3-8 via a visit to their school or a videoconference

~ Josie Madison, Education Program Manager, Albany Institute of History and Art



**Level:** All

**Location:** Fenimore Art Museum—Auditorium

#### Piecing Together Local History: Quilting the Past

Local history is an interesting way to involve students in the research process. Middle school teachers Beck LaRose and Meghan Scott share how their students have explored primary sources related to local people, places and events in order to create a quilt depicting the history of their town in a beautiful way.

~ Beck LaRose and Meghan Scott, Eagle Hill Middle School, Fayetteville



**Level:** All

**Location:** Fenimore Art Museum—Study Center

#### History of Medicine Workshop at Thrall’s Pharmacy

In this workshop geared toward educators, museum interpretive supervisor Patrick MacGregor will talk about the history of medicine over the past 200 years. He will share how doctors and pharmacists of the 1840s fashioned remedies from salves to gelatin pills from plants, demonstrate the power of herbs, and discuss how these same natural materials are used in medicines today.

~ Patrick MacGregor, Museum Interpretive Supervisor, The Farmers’ Museum



**Level:** ALL

**Location:** The Farmers’ Museum—Thrall’s Pharmacy

### Friday Presentations: 1:15 pm—2:30 pm

#### Museum/Teacher Primary Source Case Studies

Based on the collaborative relationship between Tim Potts, teacher at Robert J. Kaiser Middle School and educators at Fort Ticonderoga, this session will engage participants in new French & Indian War and American Revolutionary war primary source case studies from British and American soldiers, African Americans, Native Americans and women. He will share lessons involving stand alone primary sources, authentic assessment projects and classroom-to-museum experiences that can be adapted to your locale. Attendees will receive teacher scholarship information for academic conferences. Lesson plans/ideas and additional handouts will be provided.

~ Tim Potts, Teacher, Robert J. Kaiser Middle School, Monticello



**Level:** M, H

**Location:** The Farmers’ Museum—Louis C. Jones Center

## Conference Workshop and Presentation Descriptions

### Friday Presentations: 1:15 pm—2:30 pm (continued)

#### Wind Energy Intro

Learn the principles behind wind energy and how to introduce them to students using standards-based activities in an engaging, hands-on manner. Participants will build and test a PVC wind turbine and leave the workshop with materials and resources for replicating the lesson in the classroom. **Double-session.**

~ Linda Kelly Armour, Teacher, Duaneburg Elementary School, Delanson



**Level:** All

**Location:** The Farmers' Museum—Hands-on History Classroom

#### World History Seminar

Lead by teacher Donna Otello, participants will examine current issues in teaching world history. A panel of past & present world history teachers will address current issues, and ample time will be provided for small group discussions about topics of interest. 6th grade teachers are welcome, although the focus will be on 9th and 10th grade world history and geography. **Double-Session**

~ Donna Otello, Teacher, Laurens Central School



**Level:** H

**Location:** The Farmers' Museum—Creamery Classroom

#### Empowering Underachieving Students through National History Day and Project Based Learning

High school teacher Jerry Hensler introduces National History Day, a year long project-based program for middle and high school students. As a 2010 winner of the Patricia Behring Teacher of the Year Award, Jerry has been recognized by National History Day for his successes in using the program to reach difficult learners. Jerry will share strategies and methods for using this challenging project-based and document-based program to motivate underachieving students.

~ Jerald Hensler, 10<sup>th</sup> Grade Global Social Studies Teacher, La Salle School, Albany



**Level:** M, H

**Location:** Fenimore Art Museum—Auditorium

#### Document-Based Case Studies for the Classroom

Case studies are often suggested as a great way to incorporate authentic social studies skills into the classroom. The New York State Archives has developed a content-rich, five-day case study focused on the immigrant experience in a local community. Participants will be given historical records and lessons that are designed to teach immigration and industrialization. The subject of the case study is a Danish family in Lansingburgh, New York. Historical records reveal the family's immigrant experience over a period of four decades (1870-1910). This teacher resource is aligned with the New York State Core Curriculum and Learning Standards and contains built-in formative assessments and an authentic final assessment. Participants will also be introduced to ways in which this case study can be adapted to their own communities using primary sources held by local repositories.

~ Emily Allen, Julie Daniels, and Jessica Maul - New York State Archives & Kristi Fragnoli - The College of Saint Rose



**Level:** All

**Location:** Fenimore Art Museum—Study Center

#### New York State Militia in the 1840's

Join museum interpretive supervisor Ted Shuart as he gives a short presentation on the militia system as it existed in the two decades prior to the Civil War. Attendees will have the opportunity to take part in firing demonstration of several period muskets and participate in a short drill session using wooden rifles.

~ Ted Shuart, Museum Interpretive Supervisor, The Farmers' Museum



**Level:** All

**Location:** The Farmers' Museum—Village Green

### Friday Presentations: 2:45 pm—4:00 pm

#### Civil War Reenactors Bring History to Life

As "living historians," reenactors provide a wealth of material and enrichment to units on the American Civil War. Participants in this session will see what a typical Civil War presentation by a New York reenactor looks like, receive handouts to use with students and get a contact information for individuals and groups that provide Civil War presentations for school groups.

~ Alex Johnson, Reenactor and Rochester City School District Teacher



**Level:** All

**Location:** Farm. Mus.—LCJ Center

## Conference Workshop and Presentation Descriptions

### Friday Presentations: 2:45 pm—4:00 pm (continued)

#### Techniques, Tips and Types of Local History Resources on the Internet for Your Classroom

Teachers are encouraged to use primary sources to enrich and engage students in the learning experience, but this is something easier said than done! The samples in text books and other mass produced education materials often fail to leave students inspired to explore the past. Heidi Bamford, Regional Archivist for Western New York, will explore ways in which historical resources can be used to engage students. From there, we can then investigate what local history resources are available in relation to larger themes in American History.

~ Heidi Bamford, Regional Archivist for Western New York, Documentary Heritage Program



Level: All

Location: Fenimore Art Museum—Auditorium

#### Thinking Both Creatively and Critically about History

How can we get students and their teachers thinking both critically and creatively? Teacher Mary Birchenough talks about how educators can help students look at the steps to the learning process and provides strategies for reflection. Participants will explore three activities that can be implemented throughout the year to teach world geography: "storylining" history/timelines, and using research as a basis for creating a period character. These practical, easily implemented ideas are geared primarily for intermediate grades but are adaptable for other levels.

~ Mary Birchenough, Teacher, Brockport Schools



Level: All

Location: Fenimore Art Museum—Study Center

#### Walking Tour: Native American Interpretive Area

Join Deborah Brundage, Manager of School and Family Programs, as she leads an informative tour of NYSHA's new Native American interpretive area. Participants will also tour the Thaw collections and learn about new school programs and curriculum materials education staff is developing for K-12 curriculum.

~ Deborah Brundage, Manager of School and Family Programs, NYSHA and The Farmers' Museum



Level: All

Location: Fenimore Art Museum—Admissions Kiosk

## Opening Reception—Thursday Evening

### Welcome Reception and Program Preview

5:00pm to 7:00pm—The Farmers' Museum, Louis C. Jones Center

Stop by our opening reception on Thursday evening to meet conference attendees and enjoy hors d'ouvres and cocktails (cash bar). Hosted by the Education Department at the New York State Historical Association and The Farmers' Museum, the reception will include previews of new program offerings—including distance learning, outreach, and onsite programs—for all grade levels. All attendees will receive free curriculum materials on New York State history topics. *Free drink with pre-registration!*



## Evening Event—Thursday Evening



### From Parlor and Porch: Music of 19th century New York

7:30pm to 9:00pm—The Farmers' Museum, Louis C. Jones Center

Balladeer Linda Russell explores the music of 19th century New York through canal songs, lumberjack ballads, parlor tunes, minstrel melodies and hymns. With hammered and mountain dulcimers, guitar, pennywhistle and lumberjack, Ms. Russell illuminates the lives of the folks of the 1800's as seen in the popular songs that they sang.

Linda Russell is a historian, singer and actor who explores America's past through music. Having served for many years as a balladeer for the National Park Service at Federal Hall on Wall Street, the site of George Washington's inauguration, Ms. Russell takes her performances to historic sites, schools and festivals around the country. Appearances have included Lincoln Center-Out of Doors, the Metropolitan Museum of Art and the Carnegie Hall Folk Festival. She has recorded 8 albums of traditional American music.

## October Conference Practical Matters

### Registration Costs:

	NYSHA Member	Non-Member
Pre-registration	\$42	\$50
On-site registration	\$50	\$60

### Registration Notes:

- NYSHA/The Farmers' Museum members receive a 15% discount. Not a NYSHA member? Visit [www.nysha.org/farmers/membership](http://www.nysha.org/farmers/membership) to join as an Educator Member for only \$25 a year! Then you can register at the membership rate.
- Pre-registration deadline is Wednesday, October 20, 2010.
- On-site registration begins at 5:00pm Thursday at the Main Barn of The Farmers' Museum.

### Meals:

- Continental breakfast on Friday is included with the registration fee. It will include pastries, fresh fruit, coffee, tea, and assorted juices. (This menu is subject to change)
- An optional boxed lunch is available for an additional \$12 fee. It will include your choice of sandwich wrap, fresh fruit, pasta salad or Cole slaw, and a cookie or brownie. (This menu is subject to change.)

### Housing:

Cooperstown has three commercial hotels with affordable off-season rates available to conference attendees. The rates listed below are estimates and are subject to change:

- **August Lodge—Hartwick Seminary:** <http://www.augustlodge.com/>  
Phone: 607-547-7457      Rate range: \$100—\$150 per night
- **Howard Johnson Inn and Suites—Cooperstown/Hartwick:** <http://www.hojo.com/>  
Phone: 607-286-7600      Rate range: \$80—\$120 per night
- **Holiday Inn Express:** <http://www.hiexpress.com/>  
Phone: 607-547-8000      Rate Range: \$85—\$179 per night
- **Best Western Inn and Suites at the Commons:** <http://www.bwcooperstown.com/>  
Phone: 607-547-7100      Rate Range: \$125—\$170 per night

For additional listings of accommodations, including Bed and Breakfasts, please contact:

- **Cooperstown Chamber of Commerce:**  
Phone: 607.547.9983      Website: [www.cooperstownchamber.org](http://www.cooperstownchamber.org)

### Cancellations:

All cancellations must be received in writing via postal mail or fax. Cancellations received after October 20, 2010, are not eligible for a refund, but a substitute may be sent—even at the last minute. Please contact NYSHA with any changes: 607.547.1534

### Schedule Changes:

The schedule provided in this publication is tentative and subject to change. For the latest information about the conference, please refer to the October Conference for Teachers website: [http://www.nysha.org/nysha/for\\_teachers/october\\_conference](http://www.nysha.org/nysha/for_teachers/october_conference)

2010 October Conference for Teachers  
*Registration Form*

**Name and Contact Information:**

Name: \_\_\_\_\_  
School/Organization (if applicable): \_\_\_\_\_  
Address: \_\_\_\_\_ City \_\_\_\_\_ State \_\_\_\_\_ Zip \_\_\_\_\_  
Preferred Phone # \_\_\_\_\_ E-Mail Address: \_\_\_\_\_

**Conference Pre-Registration** (please check one):

- Pre-registration, Member: \$42
- Pre-registration, Non-Member: \$50
- On-site registration, Member: \$50
- On-site registration, Non-member: \$60

**Pre-registration for Select Sessions:**

- Open Hearth Cooking—\$5 materials fee** (8 person maximum)
- History of Medicine workshop** (6 person maximum) **FULL**
- Blacksmithing for Educators** (8 person maximum)

**Friday Lunch:**

- Optional—\$12 per person.** Menu: sandwich wrap, Caesar salad, fresh fruit, assorted beverages, and cookies or brownies. Please indicate your sandwich choice:
  - Ham & Cheese
  - Turkey
  - Vegetarian

**Special Events** (check all that you plan to attend):

- Welcome Reception and Program Preview (Thurs. 5pm-7pm)
- Presentation (Thurs. 7:30pm—9pm)

**Method of Payment:**

Payment must accompany registration form to enable processing. Purchase orders are accepted. Make checks payable to: NYSHA

**Total due** (registration + sessions + meal): \_\_\_\_\_

- Check enclosed
- Purchase Order
- Visa
- MasterCard

Card #: \_\_\_\_\_

Expir. Date: \_\_\_\_\_ Security Code: \_\_\_\_\_

Name on Card: \_\_\_\_\_

Signature: \_\_\_\_\_

**Completed Registration Forms:**

- Fax** with credit card information to:  
607-547-1468
- Mail** with payment to:  
NYSHA—October Conference for  
Teachers, PO Box 800, Cooperstown,  
NY 13326